




HENCO SOLUTIONS

HENCO 1020 – Calcium remover





Made in Denmark

HENCO SOLUTIONS ApS Research and Development is responsible for the creation of new products and technologies.

HENCO SOLUTIONS ApS is involved in the creation of tailored chemical and technological solutions for our corporate clients.

Our products represent the highest quality and exceptional performance combined with an excellent environmental and safety profile.

Our services are provided by our certified technicians.

The problem

Marine growth is a challenge boat owners have faced for several years. It has been one of the major causes of malfunctions in A/C & refrigeration systems, pumps, impeller failures, piping and other seawater cooling systems on board. This growth reduces the equipment efficiency and will eventually result in equipment downtime and breakdowns.

The water scale, which is a coating of mineral deposits that forms over time on surfaces that are in contact with untreated water, can be detrimental to heat exchangers as it reduces its efficiency, restrict water flow and by time it can cause the cooling system to fail.

If unchecked, the boat owner will face breakdowns, process contamination and also may have to replace certain equipment. Flushing the systems before the problem gets worse can save the owner from having to spend thousands on repairs and equipment replacement.





These 2 items we have.

Mineral deposits build up on the surface.




Together with the 2 items we 250 ml
StopSel and the SDS on the product.
StopSel is used to prevent mineral
deposits build up on the surface.




Please feel free to contact us, for any further information

Engine part with mineral
deposit build up.




Please feel free to contact us, for any further information

Engine "exploded" because of
mineral deposit build up.



Please feel free to contact us, for any further information

Flushing engine to present mineral
deposit build up.



Please feel free to contact us, for any further information

Where do we have the problem!

1. A/C & refrigeration cooling systems.
2. Engines seawater cooling systems.
3. Heat Exchangers.
4. Bow Thrusters.
5. Water Makers.
6. Sea Strainers.
7. Propellers.
8. Seacocks.
9. Pumps.
10. Piping.
11. Hulls.



How we think to use the liquid!

1. Using brush or pad on the surface and leave the liquid 5 to 15 minutes, Flush with water.
2. Leave items in a container with the liquid.
3. Flush the liquid through pipes.



HENCO SOLUTIONS ApS

Stordamvej 20
6640 Lunderskov
Denmark

HENCO SOLUTIONS USA LLC

9 E Loockerman St. Ste. 311
Dover, De 19901
USA

Info@henco.solutions
www.henco.solutions

